

Option Summary

	Total Cost (2007 Costs)	Estimated State Aid (After MVAR)	Local Effort
Option 1: Deferred Maintenance of All District Facilities	\$72,581,603	\$0	\$72,581,603
Option 2: Consensus Basis	\$67,513,795	\$21,061,424	\$46,452,372
Option 3: New Central Elementary	\$77,735,855	\$19,283,101	\$58,452,754
Option 4: New Central Elementary/ BUCK Expansion	\$79,567,204	\$17,396,509	\$62,170,695
Option 5A: Two Middle Schools	\$67,203,524	\$15,927,405	\$51,276,119
Option 5C: Two Middle Schools (variation 1)	\$58,733,351	\$17,704,799	\$41,028,552
Option 5E: Two Middle Schools (variation 2)	\$76,637,002	\$15,793,617	\$60,843,385
Option 6: Convert Neshaminy MS to Elementary & Close Hoover	\$75,772,136	\$18,114,360	\$57,657,776
Option 6C: Convert Neshaminy MS to Elementary & Close Everitt	\$70,446,936	\$20,473,653	\$49,973,283
Option 7: Maple Point as Elementary	\$63,733,296	\$17,179,873	\$46,553,423
Option 8: K-2 Primary Centers	\$65,508,267	\$18,108,708	\$47,399,559
Option 9: Convert Middle Schools to Grade 5-8	\$52,193,386	\$17,449,137	\$34,744,249
Option 10: Convert Middle Schools to Grades 3-8	\$57,520,495	\$17,955,380	\$39,565,114
Option 11: Maximum Consolidation, Four Elementary/Middle School Centers	\$76,757,355	\$17,182,396	\$59,574,958
Option 12: K-6 Grade Alignment with One Middle School.	\$73,750,020	\$13,109,679	\$60,640,341
Option 13: K-6 Elementary Alignment with Two Middle Schools.	\$70,498,226	\$15,527,014	\$54,971,212

Option #1

2009



Eisenhower ES
rental use

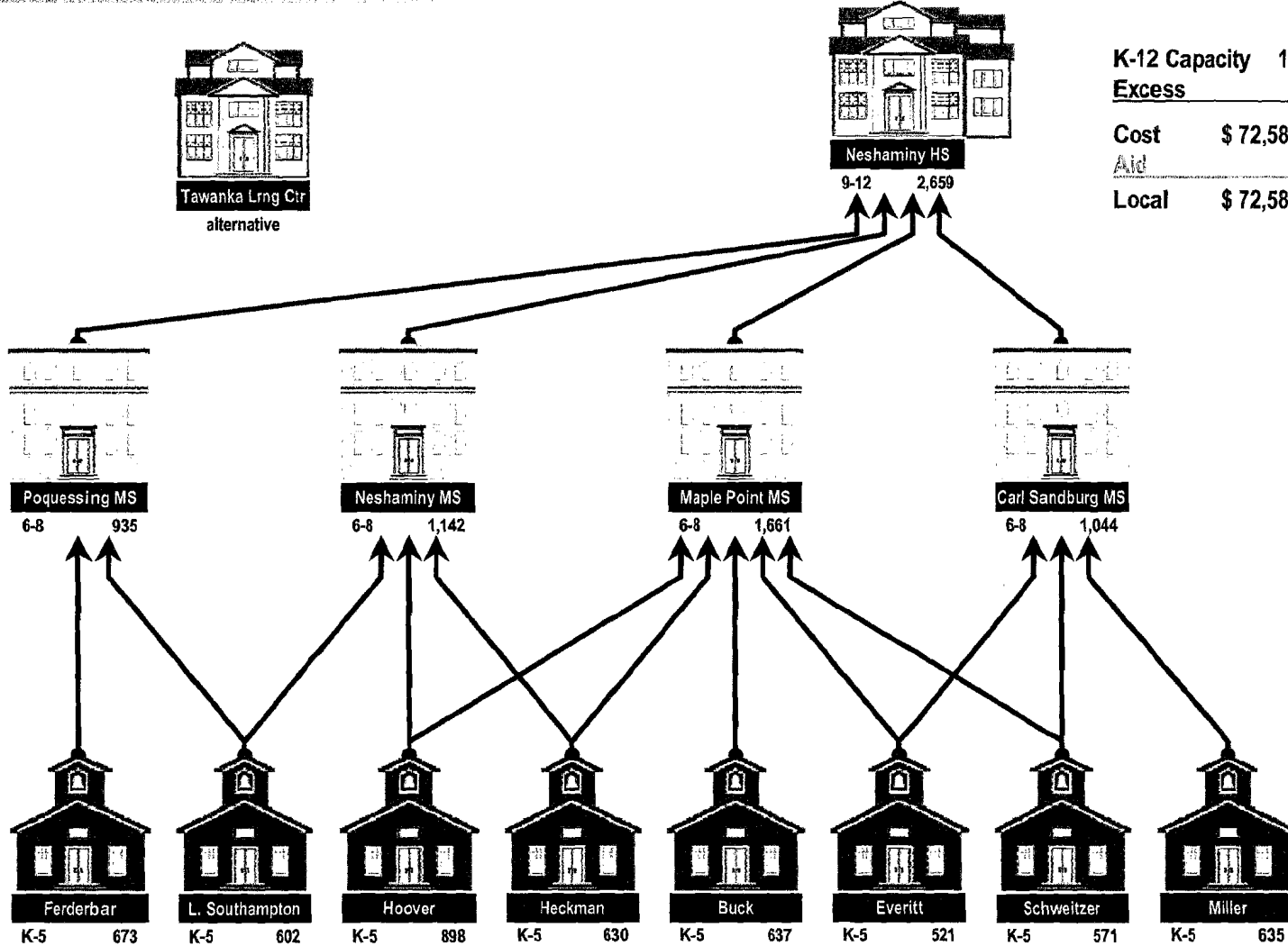


Tawanka Lrng Ctr
alternative




Neshaminy HS
9-12 2,659

K-12 Capacity	12,607
Excess	3,931
Cost	\$ 72,581,603
Aid	\$ 0
Local	\$ 72,581,603

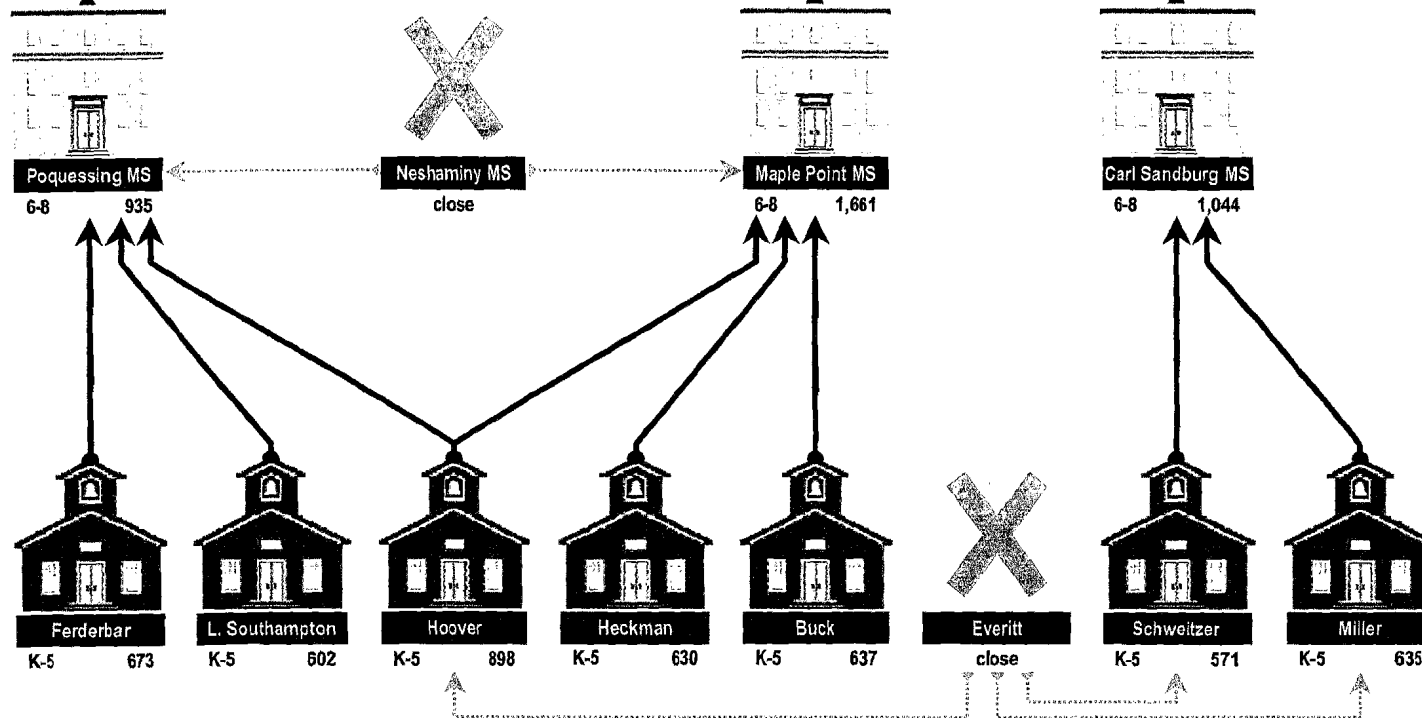


Option #2

Consensus Option




K-12 Capacity	10,994
Excess	2,268
Cost	\$ 67,513,795
Aid	\$ 21,061,424
Local	\$ 46,452,372

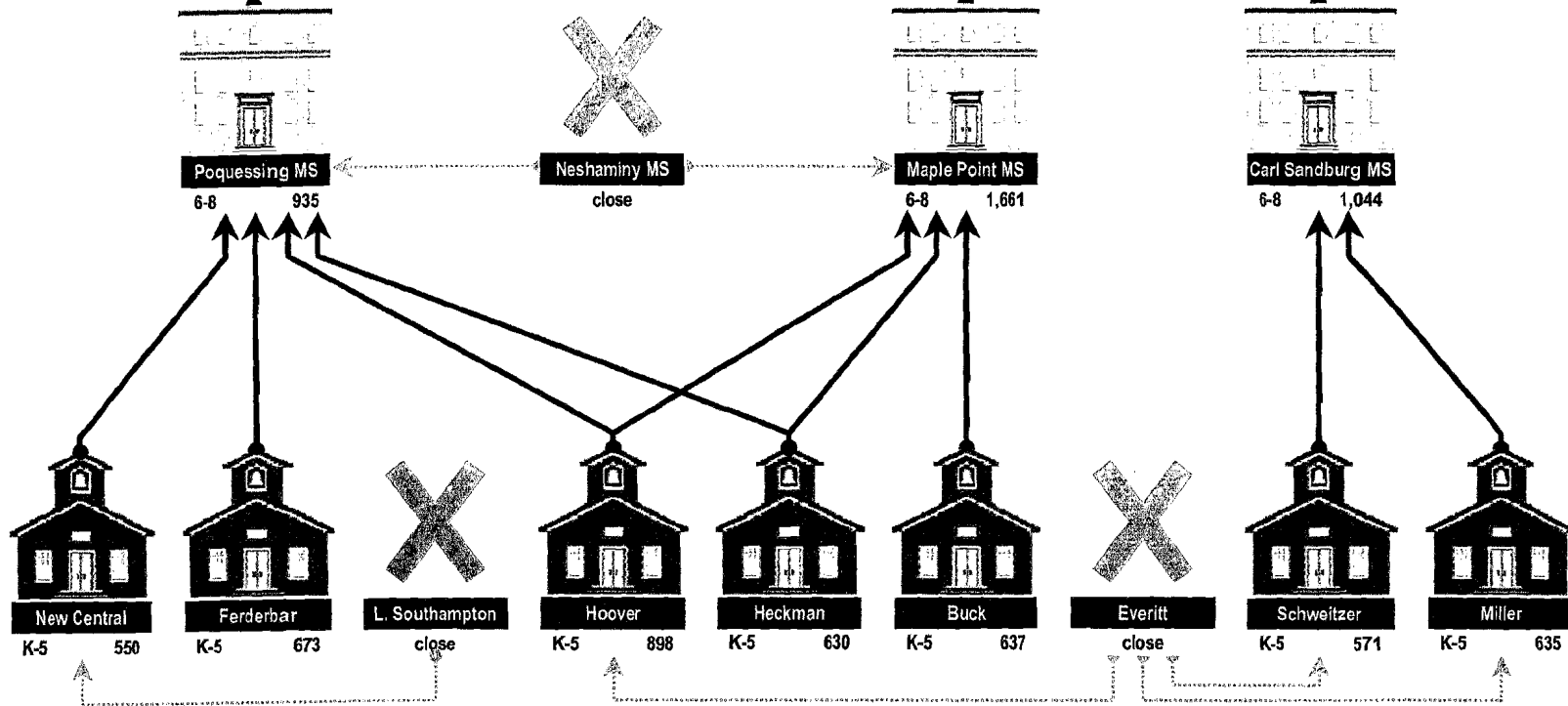


Option #3

New Central Elementary




K-12 Capacity	10,892
Excess	2,216
Cost	\$ 77,735,855
Aid	\$ 19,283,101
Local	\$ 58,452,754

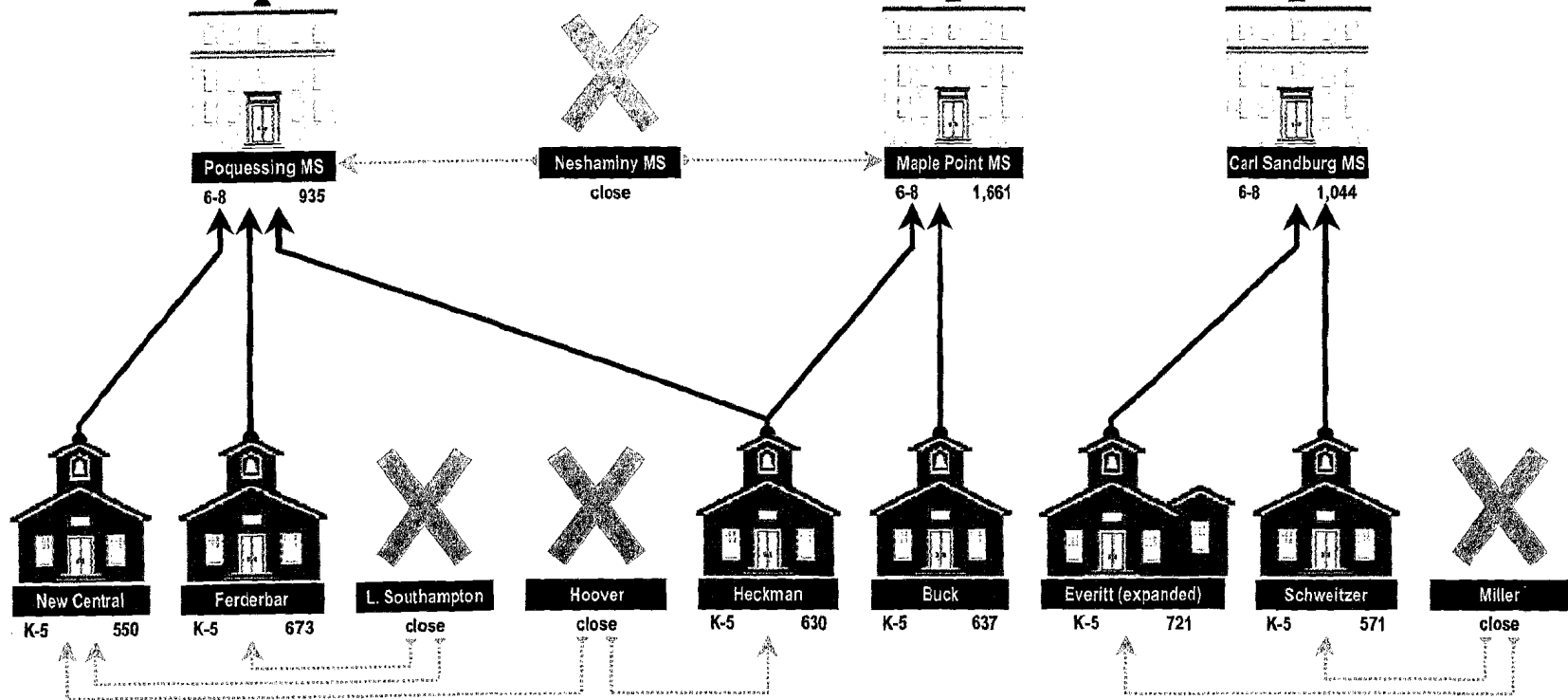


Option #4

New Central Elementary/Everitt Expansion

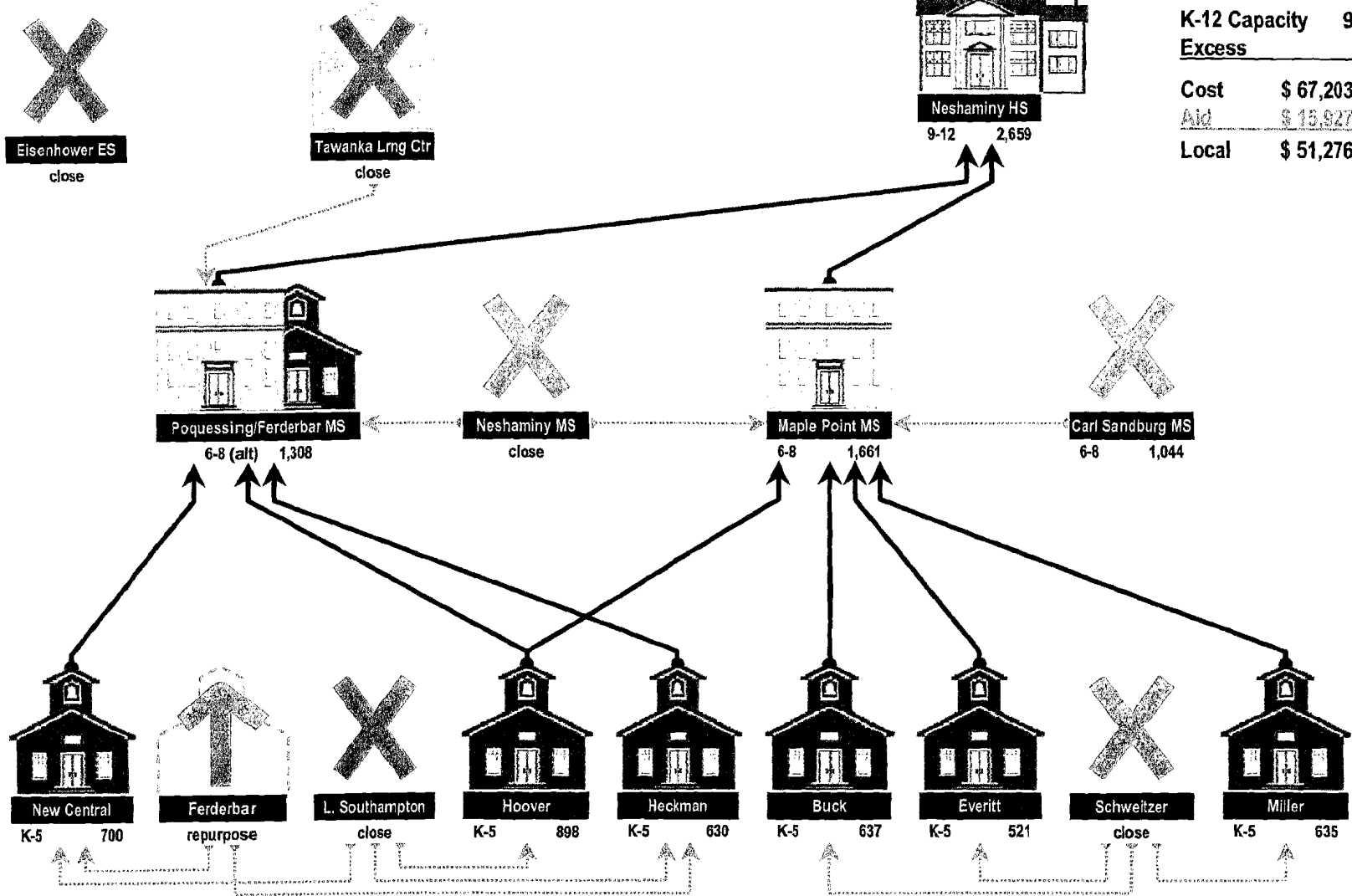


K-12 Capacity	10,080
Excess	1,404
Cost	\$ 79,567,204
Aid	\$ 17,398,509
Local	\$ 62,170,695



Option #5a


Two Middle Schools



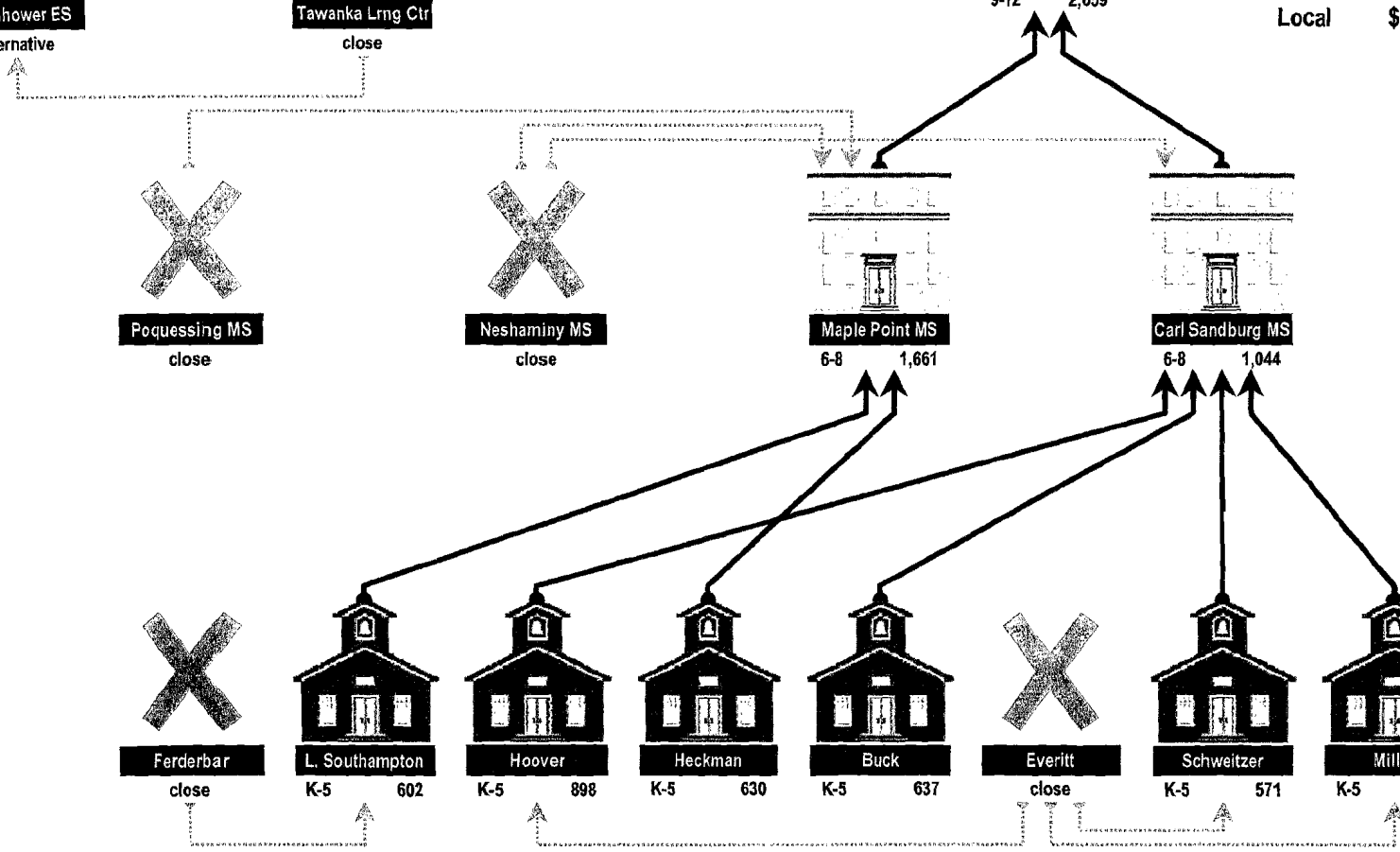


K-12 Capacity	9,648
Excess	972
Cost	\$ 67,203,524
Aid	\$ 13,927,405
Local	\$ 51,276,119

Option #5c

Two Middle Schools (variation 1)




K-12 Capacity	9,336
Excess	659
Cost	\$ 58,733,351
Aid	\$ 17,704,799
Local	\$ 41,028,552





Option #5e

Two Middle Schools (variation 2)

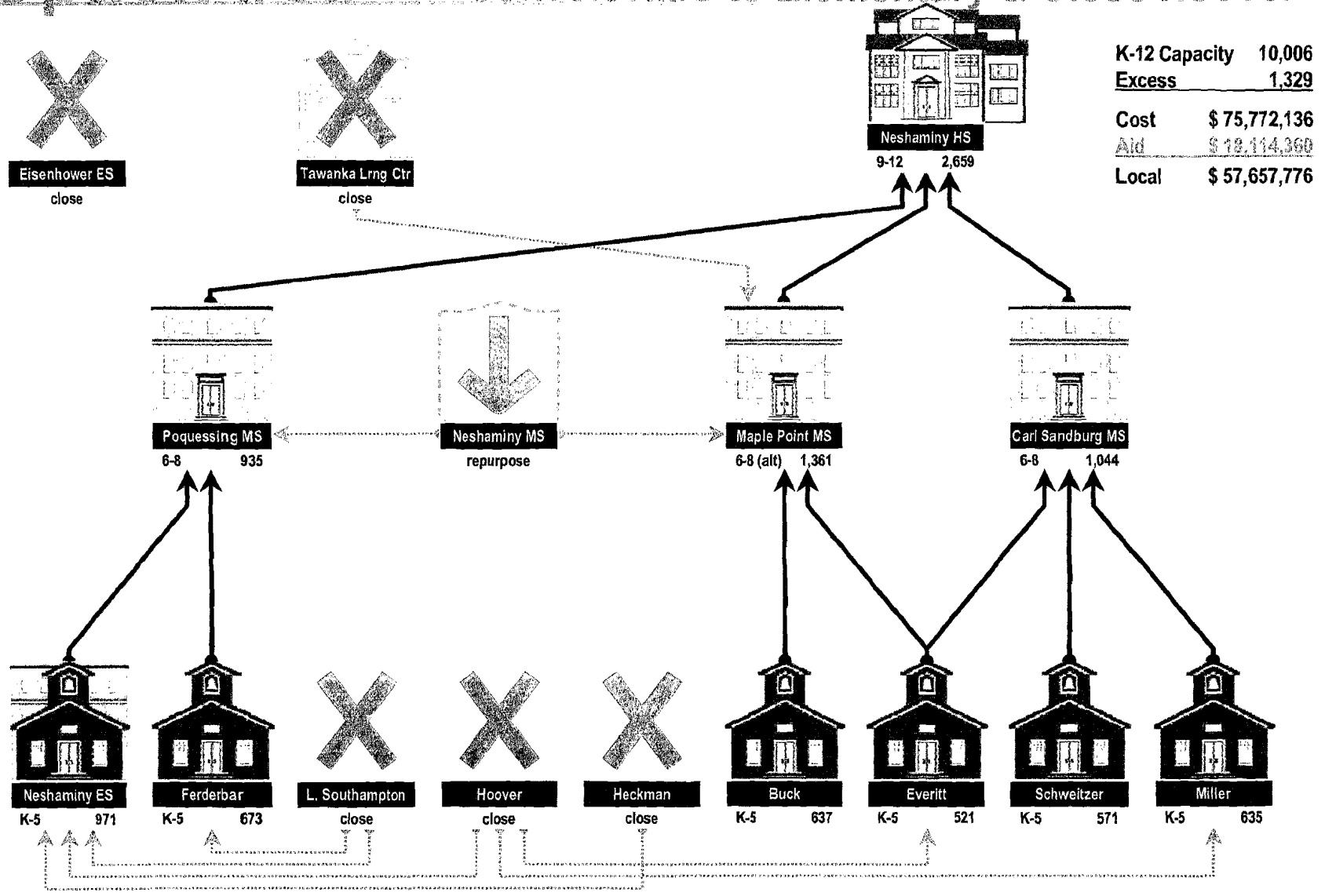


K-12 Capacity	9,157
Excess	480
Cost	\$ 76,637,002
Aid	\$ 15,793,617
Local	\$ 60,843,385



Option #6a

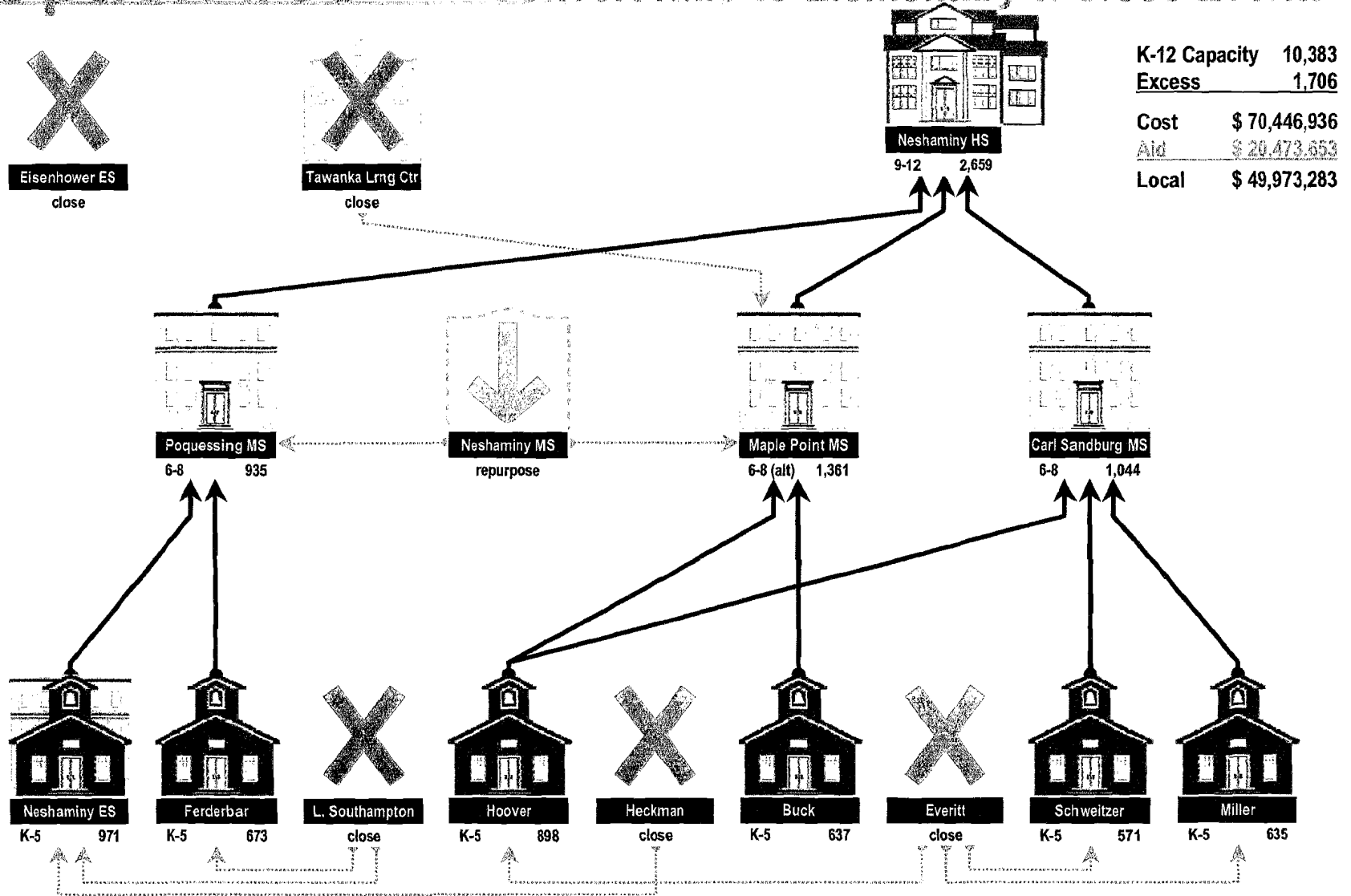
Convert NMS to Elementary & Close Hoover



K-12 Capacity	10,006
Excess	1,329
Cost	\$ 75,772,136
Aid	\$ 12,114,360
Local	\$ 57,657,776

Option #6c

Convert NMS to Elementary & Close Everitt



Option #7

Maple Point as Elementary



Eisenhower ES
close



Tawanka Lrng Ctr
close



Neshaminy HS
9-12 2,659

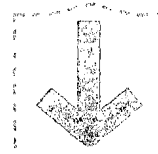
K-12 Capacity	9,163
Excess	480
Cost	\$ 63,733,296
Aid	\$ 17,179,873
Local	\$ 46,553,423



Poquessing MS
6-8 935



Neshaminy MS
close



Maple Point MS
repurpose



Sandburg/Schweitzer MS
6-8 1,615



Ferderbar
K-5 673



L. Southampton
close



Hoover
K-5 898



Heckman
close



Buck
K-5 637



Everitt
close



Schweitzer
repurpose




Miller
K-5 635






Maple Point ES
K-5 (alt) 1,111

Option #8

K-2 Primary Centers



K-12 Capacity	9,729
Excess	1,052
Cost	\$ 65,508,267
Aid	\$ 18,108,708
Local	\$ 47,399,559



Option #9

Convert Middle Schools to Grade 5-8



Eisenhower ES
close

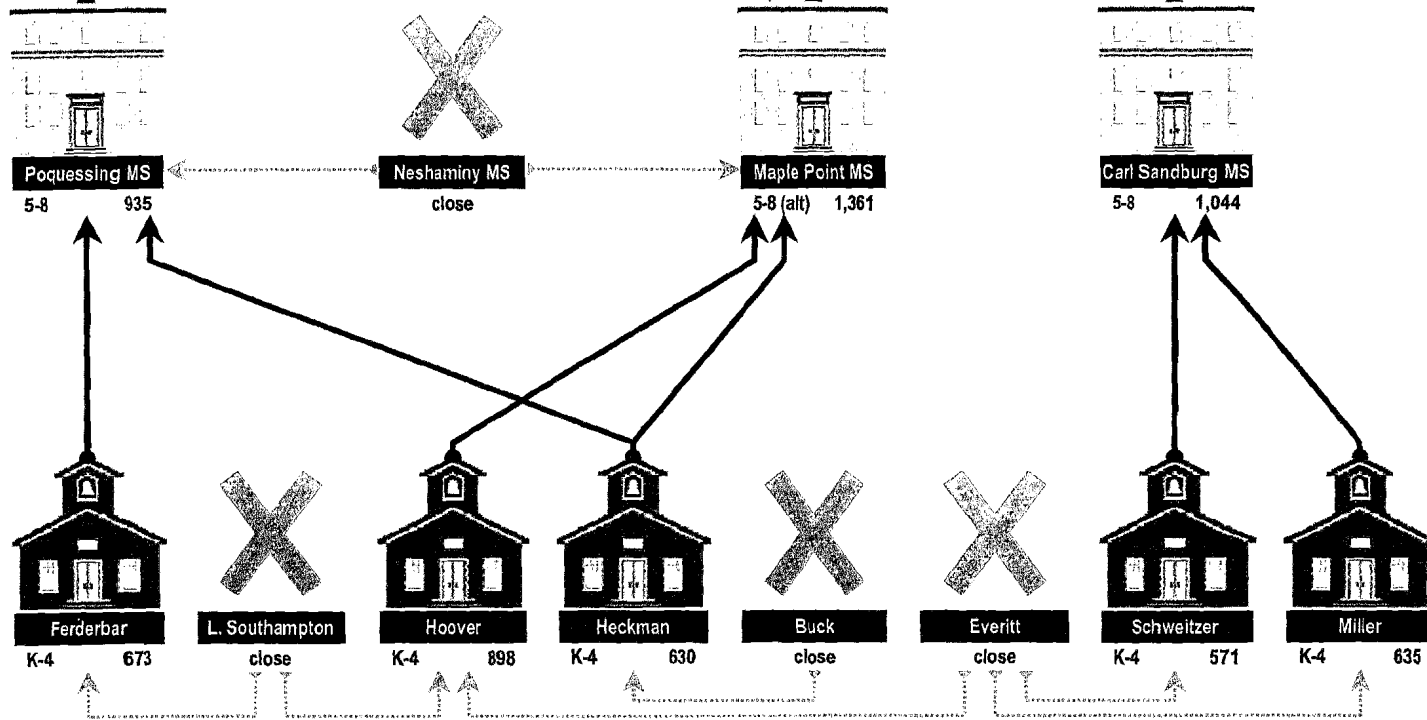


Tawanka Lrng Ctr
close



Neshaminy HS
9-12 2,659

K-12 Capacity	9,405
Excess	729
Cost	\$ 52,193,386
Aid	\$ 17,449,137
Local	\$ 34,744,249



Option #10

Convert Middle Schools to Grades 3-8

X
Eisenhower ES
close

X
Tawanka Lrng Ctr
close

Neshaminy HS
9-12 2,659

K-12 Capacity	9,237
Excess	581
Cost	\$ 57,520,495
Aid	\$ 17,935,380
Local	\$ 39,565,114

Poquessing/Ferderbar MS
3-8 (alt) 1,308

X
Neshaminy MS
close

Maple Point MS
3-8 1,661

Sandburg/Schweitzer MS
3-8 1,615

Ferderbar
repurpose

X
L. Southampton
close

X
Hoover
close

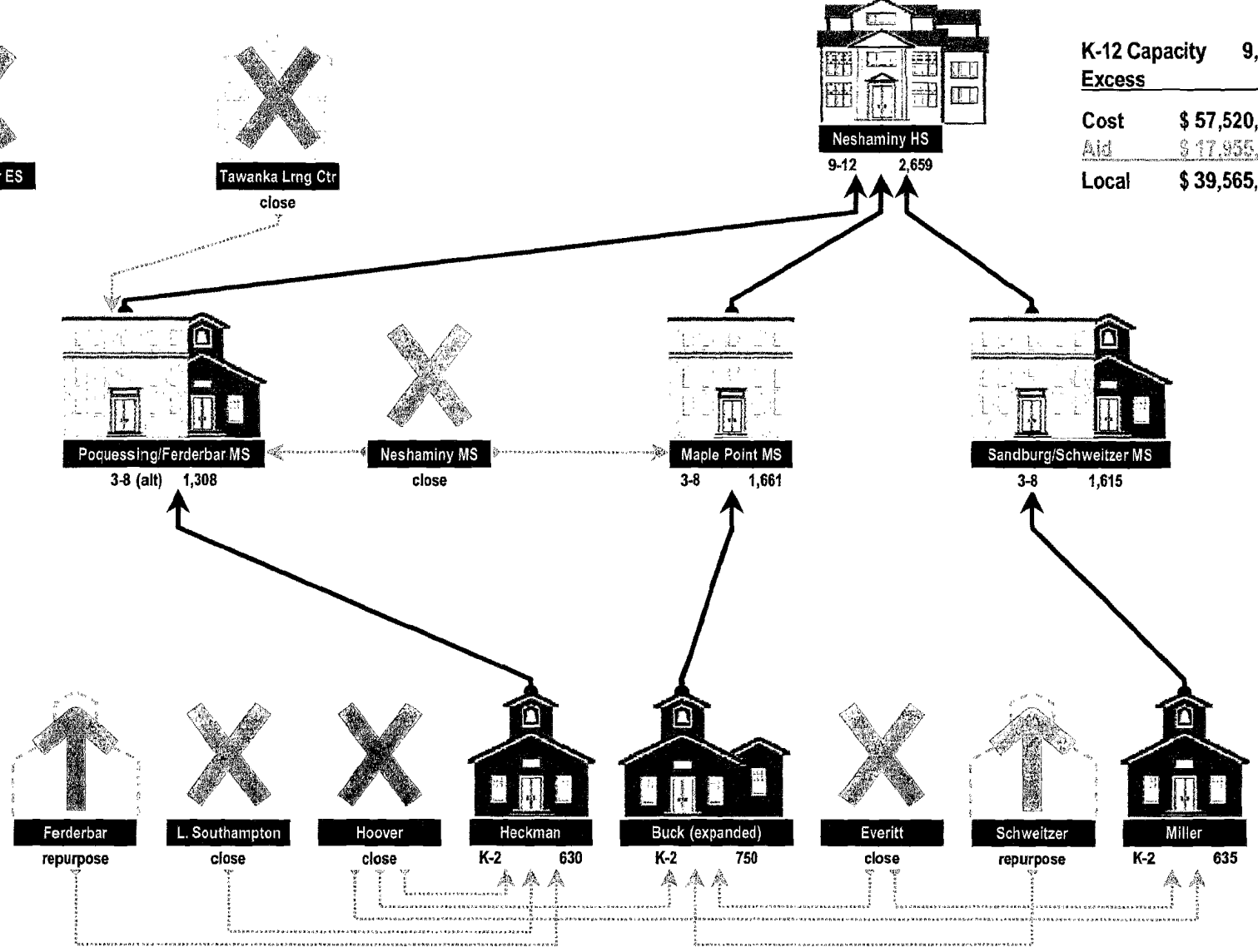
Heckman
K-2 630

Buck (expanded)
K-2 750

X
Everitt
close


Schweitzer
repurpose

Miller
K-2 635






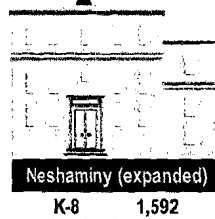



Option #11

Maximum Consolidation, 4 ES/MS Centers



K-12 Capacity	8,885
Excess	209
Cost	\$ 76,757,355
Aid	\$ 17,182,396
Local	\$ 59,574,958



Option #12

K-6 Grade Alignment with 1 Middle School




Eisenhower ES

alternative



Tawanka Lrng Ctr

close



Neshaminy HS

9-12 2,659

K-12 Capacity	8,892
Excess	215
Cost	\$ 73,750,020
Aid	\$ 13,109,679
Local	\$ 60,640,341



Poquessing MS

close



Neshaminy MS

close



Maple Point MS

7-8 1,661



Carl Sandburg MS

close



New Central

K-6 700



Ferderbar

close



L. Southampton

K-6 602



Hoover

K-6 898



Heckman

K-6 630



Buck

K-6 637



Everitt

K-6 521



Schweitzer

close

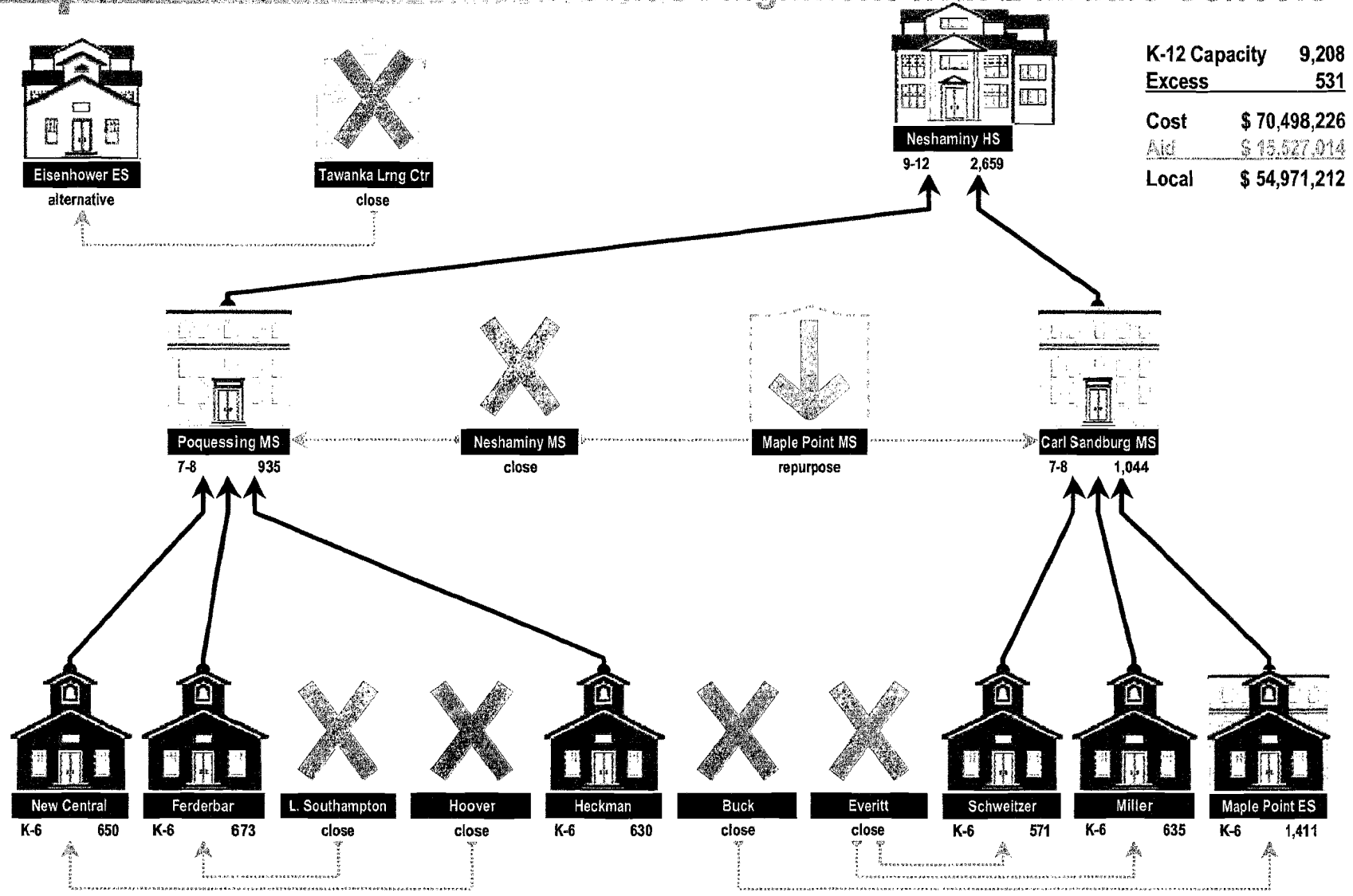


Miller

K-6 635

Option #13

K-6 Grade Alignment with 2 Middle Schools



K-12 Capacity	9,208
Excess	531
Cost	\$ 70,498,226
Aid	\$ 15,527,014
Local	\$ 54,971,212